

XL Style Photovoltaic Fuse Links for Solar Panel Applications

50 to 600A, 1000 & 1500Vdc PV Series



Description: A range of XL package fuse links specifically designed for protecting and isolating photo voltaic array combiners and disconnects. These fuse links are capable of interrupting low overcurrents associated with faulted PV systems (reverse current, multi-array fault).

Packaging: MOQ: 1
Packaging 100% recyclable

Technical Data:

Ratings: 63 to 600A: 1000Vdc
160A: 1200Vdc
50 to 400A: 1500Vdc

Rated Breaking Capacity:	63 - 160A	50kA
	200 - 315A	33kA
	350 - 600A	50kA
1500Vdc	50 - 400A	30kA

Time Constant: 1-3ms

Catalogue Symbol: 1000Vdc Bladed: PV-(amp rating)A(size)XL
1000Vdc Bolted: PV-(amp rating)A(size)XL-B
1500Vdc Bladed: PV-(amp rating)A(size)XL-15
1500Vdc Bolted: PV-(amp rating)A(size)XL-B-15

Class of Operation: gPV and UL PV fuse links

Fuse Sizes: 01XL, 1XL, 2XL and 3L

Fuse Holders: SD1XL-S (suitable for 01 and 1XL)
SD2XL-S (suitable for 2XL)
SD3L-S (suitable for 3L)

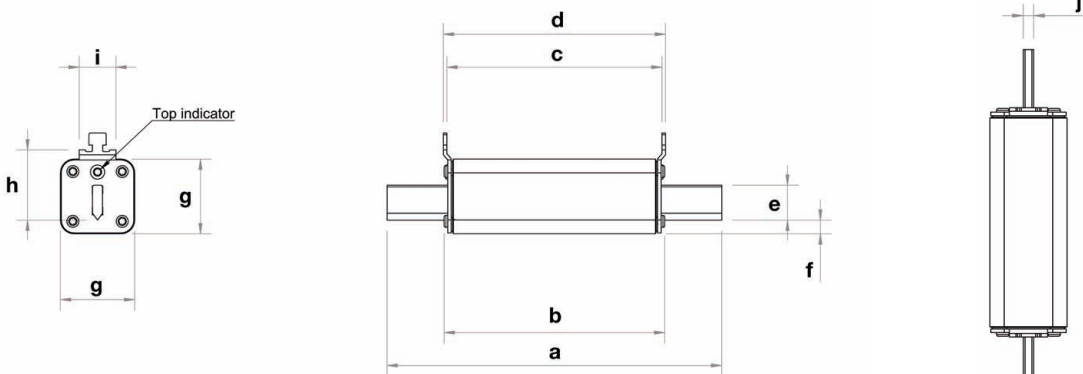
Microswitches:

For Bladed fuse links: 170H0235 or 170H0237 for 01XL
170H0236 or 170H0238 for 1XL, 2XL and 3L
For Bolted fuse links: 170H0069 for all sizes

Standards/Approvals: IEC 60269-6, UL 2579 (sizes 01, 1 and 2 only)
RoHS compliant, Pending: CCC

Dimensions - mm

Bladed - Size 01XL, 1XL, 2XL and 3L



Size	a	b	c	d	e	f	g	h	i	j
01XL	193.8	127.8	124.6	128.6	20	7.9	43	40.4	21.3	5.8
1XL	189.8	127.8	119.6	123.6	20	13.4	51	39.8	20	5.8
2XL	204.5	128.5	119.3	123.3	26	14.38	59.2	47.9	20	5.8
3L	204.9	127.5	118.3	122.3	32.3	18.7	73.5	60	22	6

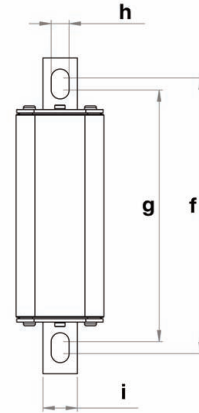
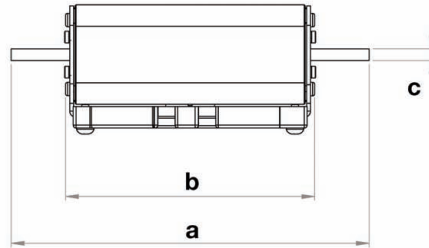
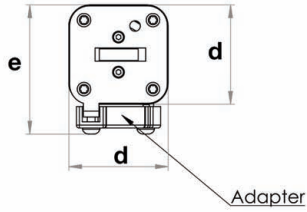
XL Style Photovoltaic Fuse Links for Solar Panel Applications

50 to 600A, 1000 & 1500Vdc PV Series



Dimensions - mm

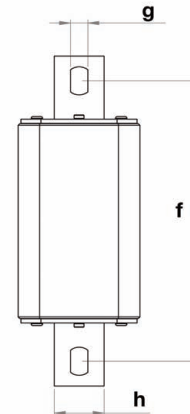
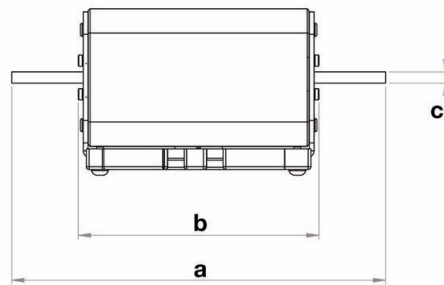
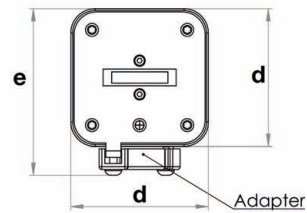
Bolted - Size 01XL, 1XL and 2XL



Size	a	b	c	d	e	f	g	h	i
01XL	187.6	127.8	6	43	58.3	164.3	150.3	10.4	20
1XL	183.6	127.8	6	51	66.3	160.3	146.3	10.4	20
2XL	191.3	128.5	6	59.2	74.5	167.8	154.8	10.5	25

Dimensions - mm

Bolted - Size 3L



Size	a	b	c	d	e	f	g	h
3L	199.7	128.5	6	73.5	88.8	169.7	10.5	30

XL Style Photovoltaic Fuse Links for Solar Panel Applications

50 to 600A, 1000 & 1500Vdc PV Series



Technical Data - 1000Vdc

Part Number		Body Size	Current Rating (Amps)	Voltage	Energy Integrals I ² t (A ² s)		Watts Loss	
Bladed Version	Bolted Version				Pre-Arcing	Total at 1000V	0.8 I _n	I _n
PV-63A-01XL	PV-63A-01XL-B	01	63	1000Vdc	260	1900	13	24
PV-80A-01XL	PV-80A-01XL-B		80		490	3600	17	29
PV-100A-01XL	PV-100A-01XL-B		100		870	6300	18	32
PV-125A-01XL	PV-125A-01XL-B		125		1930	13,900	20	40
PV-160A-01XL	PV-160A-01XL-B		160		3900	28,100	22	44
PV-200A-1XL	PV-200A-1XL-B	1	200	1000Vdc	9400	27,260	31	54
PV-160A-2XL	PV-160A-2XL-B	2	160	1000Vdc	2780	21,000	25	44
PV-200A-2XL	PV-200A-2XL-B		200		4950	37,000	28	50
PV-250A-2XL	PV-250A-2XL-B		250		9450	70,000	34	60
PV-315A-2XL	PV-315A-2XL-B		315		16,600	123,000	40	66
PV-355A-2XL	PV-355A-2XL-B		355		26,000	192,000	42	68
PV-350A-3L	PV-350A-3L-B	3	350	1000Vdc	31,000	161,200	40	65
PV-400A-3L	PV-400A-3L-B		400		44,500	231,400	48	82
PV-500A-3L	PV-500A-3L-B		500		85,000	442,000	50	85
PV-600A-3L	PV-600A-3L-B		600		137,000	712,400	92	117

Technical Data - 1500Vdc*

Part Number		Body Size	Current Rating (Amps)	Voltage	Energy Integrals I ² t (A ² s)		Watts Loss	
Bladed Version	Bolted Version				Pre-Arcing	Total at 1500V*	0.8 I _n	I _n
PV-50A-01XL-15	PV-50A-01XL-B-15	01	50	1500Vdc	280	1450	6	26
PV-63A-01XL-15	PV-63A-01XL-B-15		63		420	2250	17	28
PV-80A-01XL-15	PV-80A-01XL-B-15		80		950	5000	18	30
PV-100A-01XL-15	PV-100A-01XL-B-15		100		1250	6500	22	38
PV-125A-01XL-15	PV-125A-01XL-B-15		125		2200	11,500	27	48
PV-160A-01XL-12	PV-160A-01XL-B-12		160	1200Vdc	5000	19,000	24	48
PV-100A-1XL-15	PV-100A-1XL-B-15	1	100	1500Vdc	1250	6000	24	43
PV-125A-1XL-15	PV-125A-1XL-B-15		125		1950	9360	25	52
PV-160A-1XL-15	PV-160A-1XL-B-15		160		4200	20,160	30	58
PV-200A-1XL-15	PV-200A-1XL-B-15		200		9400	45,120	31	61
PV-125A-2XL-15	PV-125A-2XL-B-15	2	125	1500Vdc	2200	11,000	23	43
PV-160A-2XL-15	PV-160A-2XL-B-15		160		5000	25,000	26	50
PV-200A-2XL-15	PV-200A-2XL-B-15		200		9300	36,000	28	56
PV-250A-2XL-15	PV-250A-2XL-B-15		250		13,700	68,000	38	72
PV-250A-3L-15	PV-250A-3L-B-15	3	250	1500Vdc	20,000	61,000	35	62
PV-315A-3L-15	PV-315A-3L-B-15		315		38,000	116,000	40	72
PV-355A-3L-15	PV-355A-3L-B-15		355		44,500	136,000	46	84
PV-400A-3L-15	PV-400A-3L-B-15		400		58,000	177,000	50	91

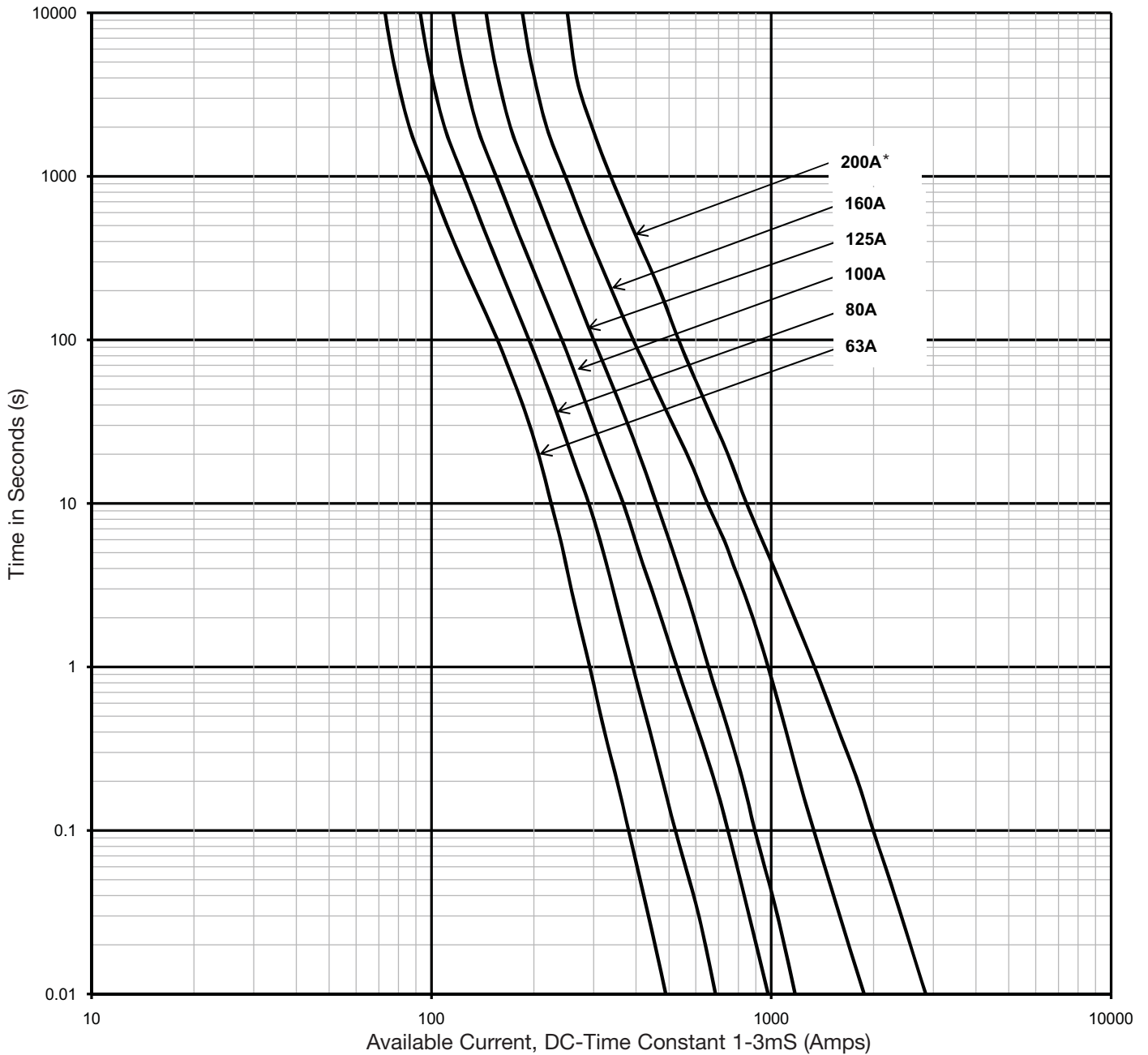
*1200Vdc for 160A

XL Style Photovoltaic Fuse Links for Solar Panel Applications

50 to 600A, 1000 & 1500Vdc PV Series



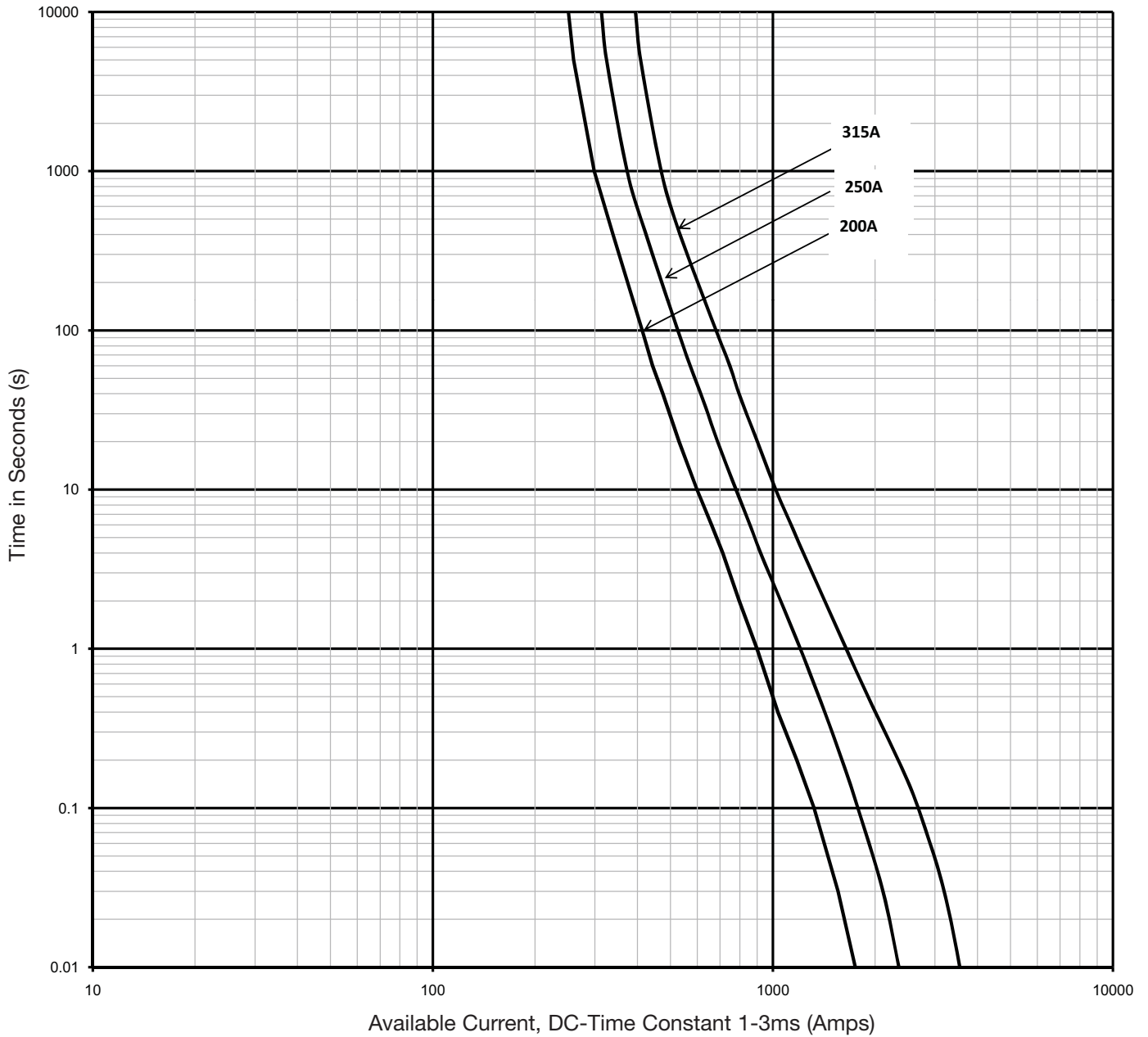
Time-Current Characteristics 01XL and 1XL 1000Vdc



* Size 1XL only



Time-Current Characteristics 2XL 1000Vdc

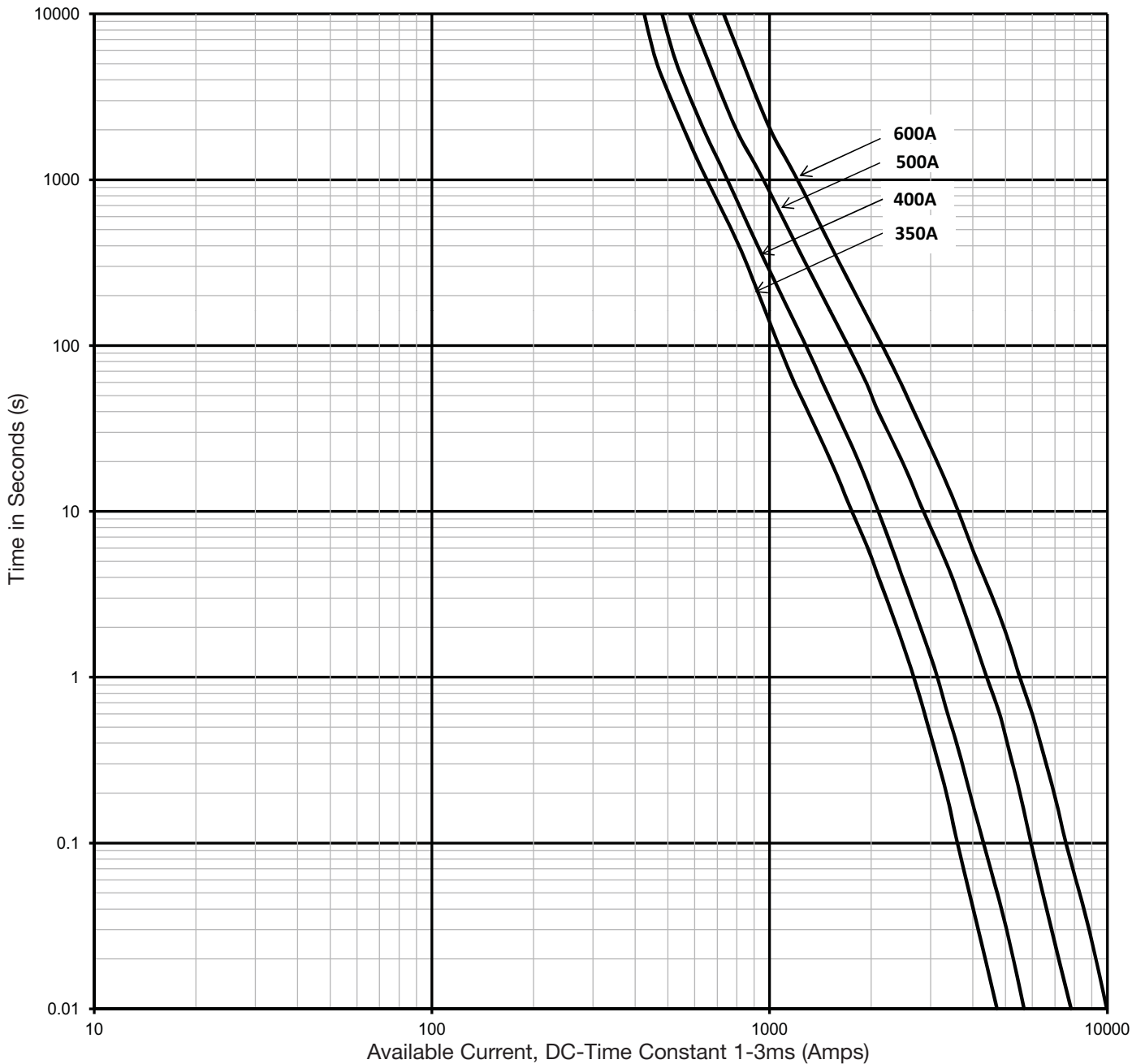


XL Style Photovoltaic Fuse Links for Solar Panel Applications

50 to 600A, 1000 & 1500Vdc PV Series



Time-Current Characteristics 3L 1000Vdc

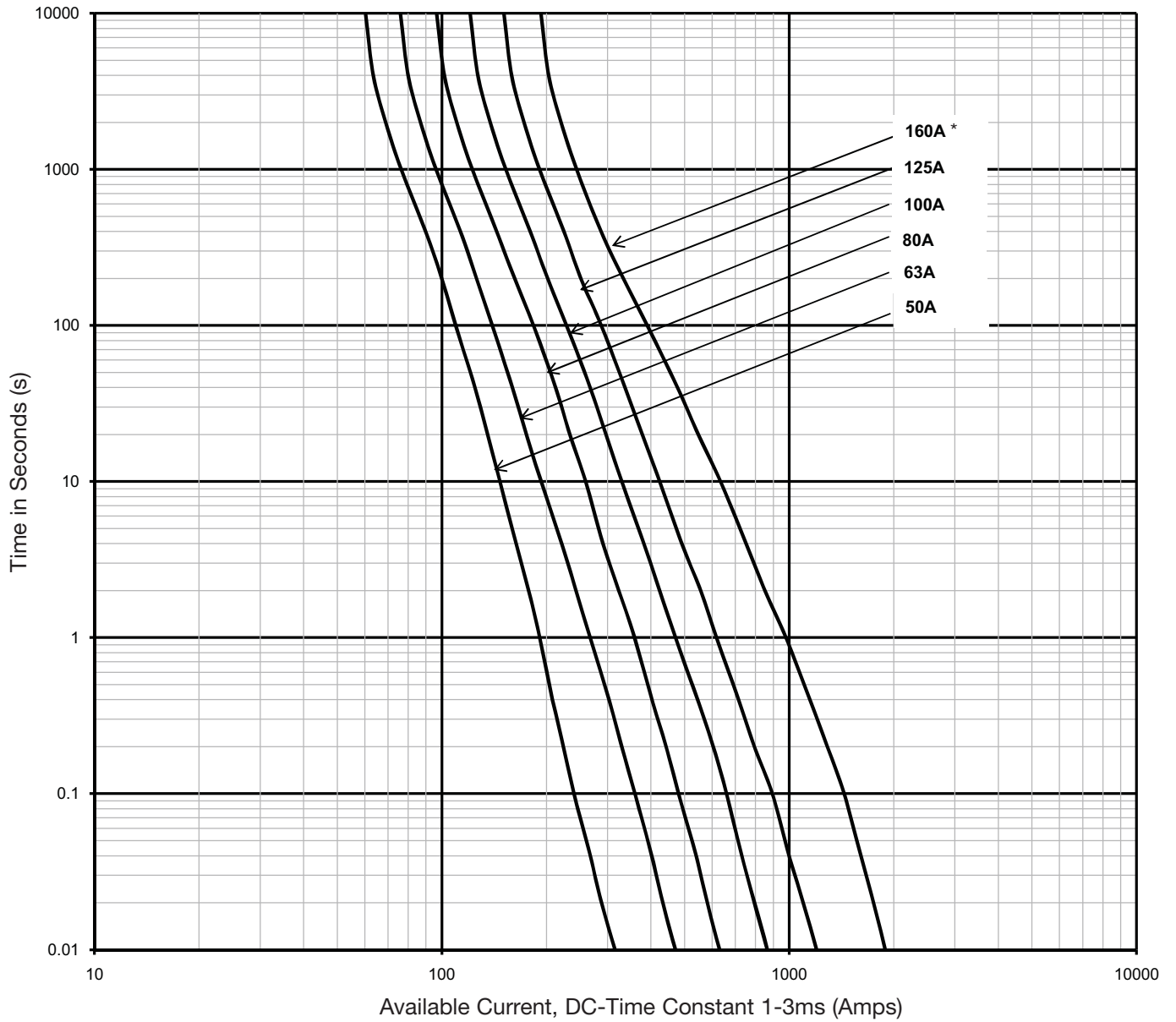


XL Style Photovoltaic Fuse Links for Solar Panel Applications

50 to 600A, 1000 & 1500Vdc PV Series



Time-Current Characteristics 01XL 1500Vdc



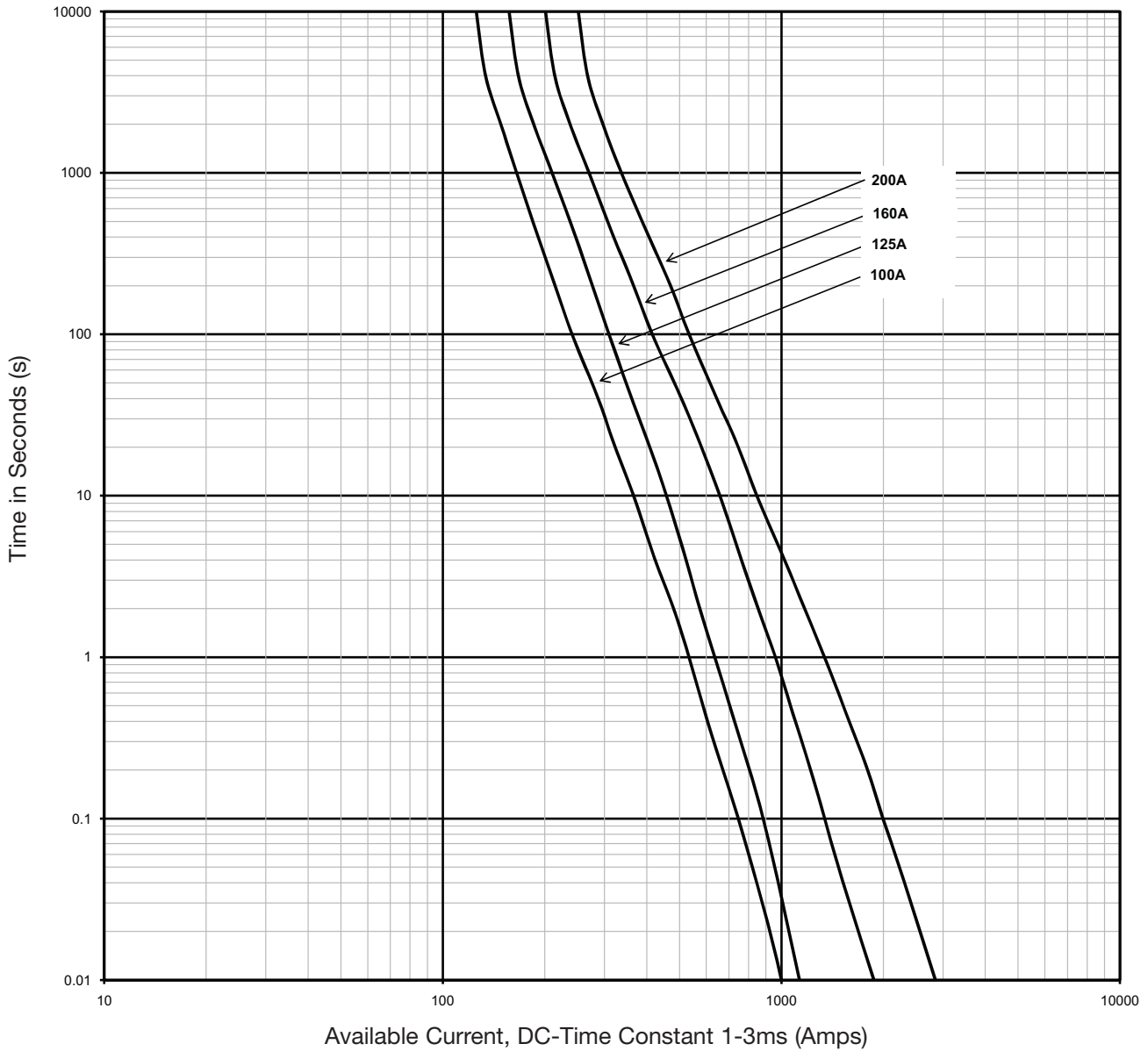
*160A 1200Vdc

XL Style Photovoltaic Fuse Links for Solar Panel Applications

50 to 600A, 1000 & 1500Vdc PV Series



Time-Curent Characteristics 1XL 1500Vdc

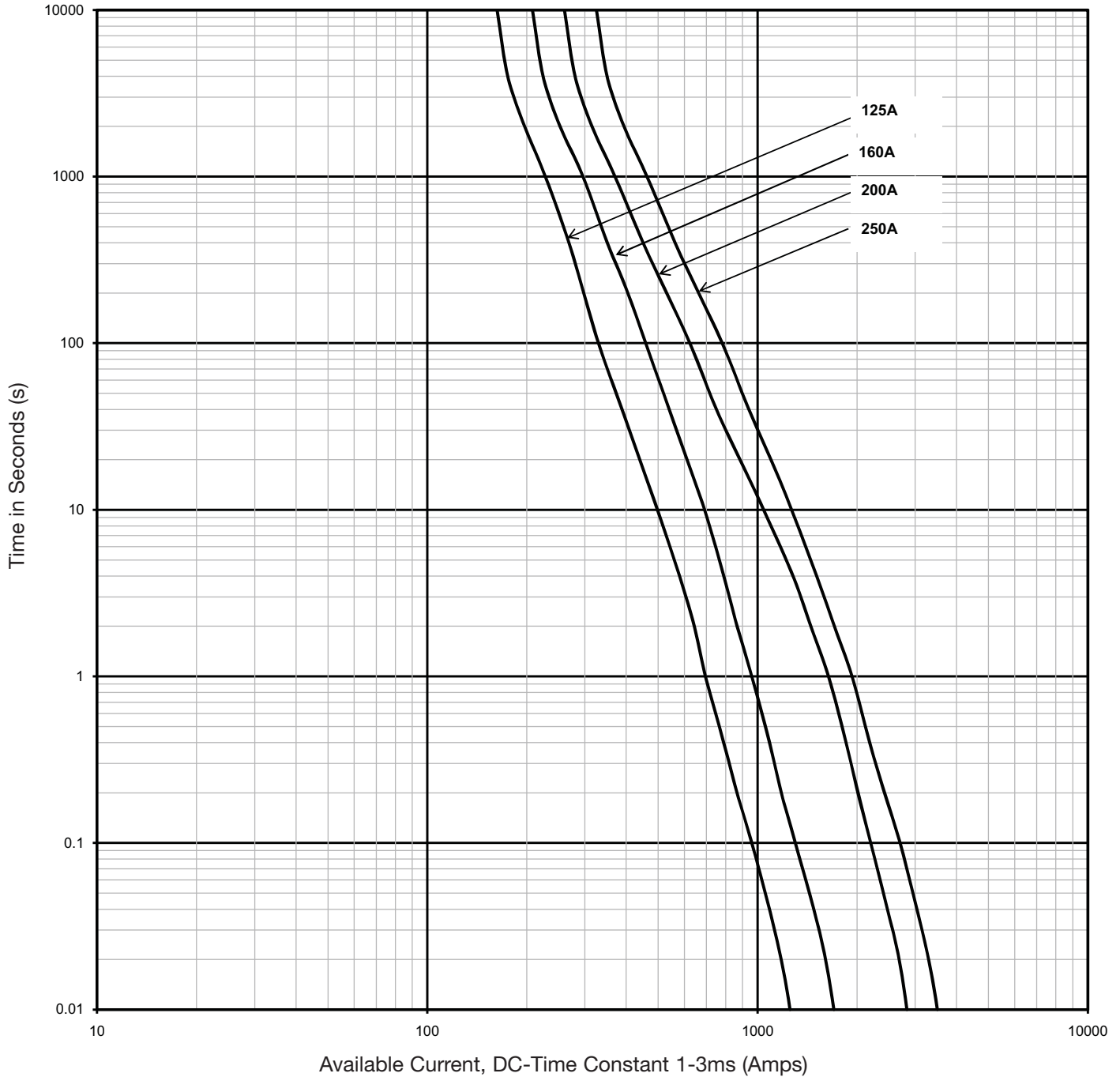


XL Style Photovoltaic Fuse Links for Solar Panel Applications

50 to 600A, 1000 & 1500Vdc PV Series



Time-Curent Characteristics 2XL 1500Vdc

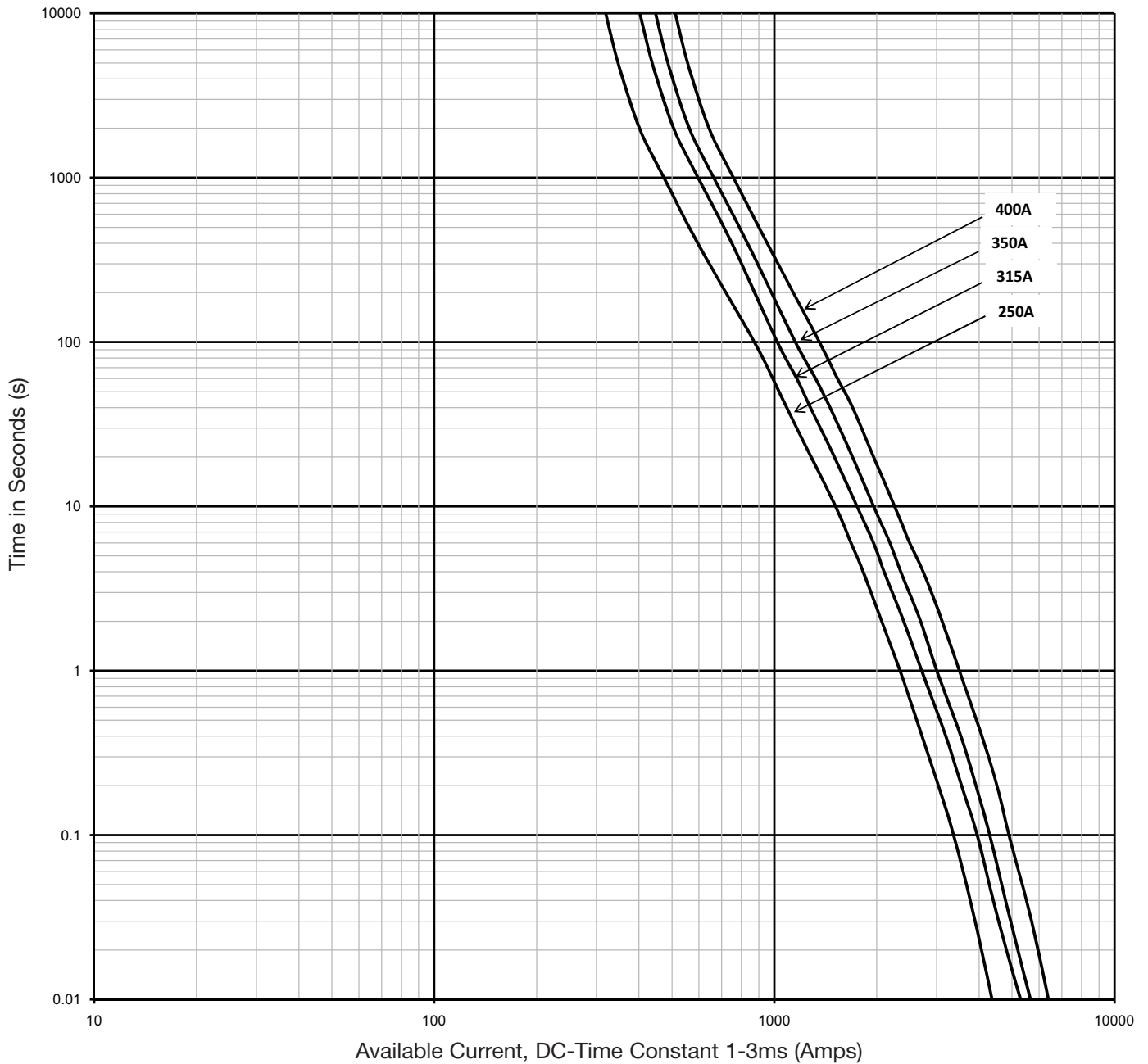


XL Style Photovoltaic Fuse Links for Solar Panel Applications

50 to 600A, 1000 & 1500Vdc PV Series



Time-Curent Characteristics 3L 1500Vdc



The only controlled copy of this Data Sheet is the electronic read-only version located on the Cooper Bussmann Network Drive. All other copies of this document are by definition uncontrolled. This bulletin is intended to clearly present comprehensive product data and provide technical information that will help the end user with design applications. Cooper Bussmann reserves the right, without notice, to change design or construction of any products and to discontinue or limit distribution of any products. Cooper Bussmann also reserves the right to change or update, without notice, any technical information contained in this bulletin. Once a product has been selected, it should be tested by the user in all possible applications.